

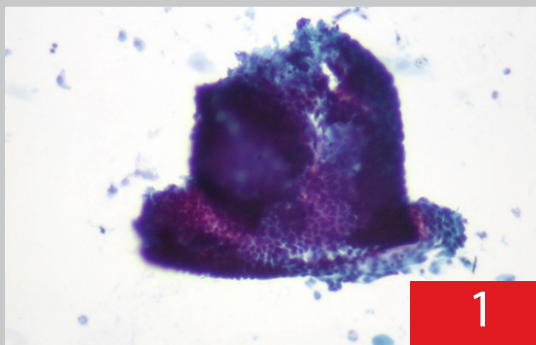
# 2015 HISTOLOGY PICTURE CONTEST

Dr. Susanna Zachara

When reviewing slides, intent on finding the accurate diagnosis, sometimes funny things are seen under the microscope. These incidental configurations often make us laugh, perhaps get passed around a bit, but are quickly forgotten. The Anatomical and General Pathology Chiefs wanted to immortalize these treasures and ran a contest over the 2014/15 year, inviting residents to submit pictures of histology slides that struck their fancy in any way. In all, winners were chosen by the senior residents blinded to the contestants.

## TOP HAT (WINNER)

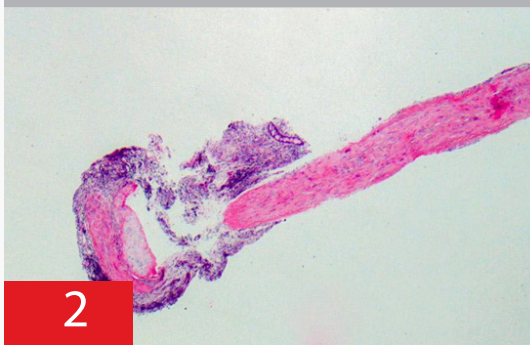
Submitted by Nick Sunderland\*



1

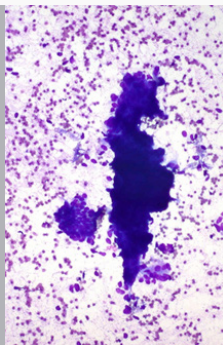
## GUITAR TUNES (RUNNER UP)

Submitted by Tyler Hickey



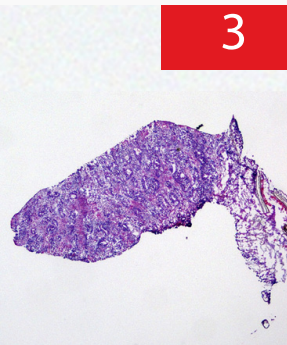
2

3



## SEA HORSE

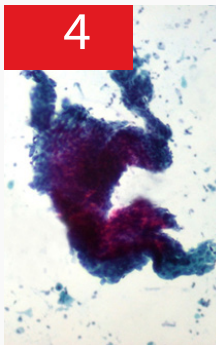
Submitted by Nick Sunderland\*



## HORSE

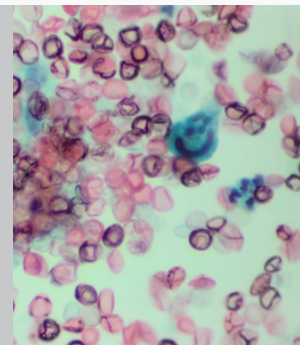
Submitted by Brandon Sheffield  
and Emma Todorovic

4



## GRRR ARRRR (SPECIAL MENTION)

Submitted by Nick Sunderland\*




## JUSTSOHAPPY (SPECIAL MENTION)

Submitted by Susanna Zachara

\* Special mention: Brenda Smith

# CONGRATULATIONS GRADUATING RESIDENTS AND FELLOWS 2014-2015

Dr. Michael Nimmo and JieJi Sun



## 4 DR. LIEN N. HOANG Anatomical Pathology Graduate

- BSc UBC Physiology (Hons) 2006
- MD UBC 2010
- Residency UBC Anatomical Pathology 2015

### Future plans:

- Fellowship in Gynecological Pathology, MSKCC
- Meet Jimmy Fallon & John Oliver in New York

### Best quote from residency...

“Lien, even if you’re going to \$#!t your pants... you must stay cool as a cucumber”  
– Dr. R. O’Connor

**We congratulate  
our graduating residents  
and fellows and know  
that they will excel as  
they take the next steps  
in their careers.**




## 1 DR. MARTIN HYRCZA Anatomical Pathology Graduate

- Born-again British Columbian
- Prior life in Toronto (1998 BSc, 2001 MSc, MD/PhD 2008/2010)
- Perpetual student according to his parents
- Physician-scientist according to Martin
- Proud father of three (Sophie, Roman, and Darius) according to everyone

### Future plans:

- Endocrine and Head & Neck pathology fellowship in Toronto
- Ocular pathology training (Vancouver? or England?)
- To live again in BC



## 2 DR. NICHOLAS SUNDERLAND General Pathology Graduate

- Bachelor of Science, Honours in Biochemistry, Queen’s university 2002-2006
- Doctorate in Medicine, University of Western Ontario, 2006-2010
- General Pathology Residency, UBC, 2010-2015

### Immediate future plans:

- Hematopathology/transfusion fellowship, Vancouver

## 3 DR. JOYCE LEO Anatomical Pathology Graduate

- University of California, Riverside BSc Neuroscience
- University of British Columbia MSc Neuroscience
- University of British Columbia MD
- Residency in Anatomical Pathology
- Future Plan: Fellowship in Breast Pathology



## 5 DR. PEYMAN TAVASSOLI General Pathology Graduate

- National University of Iran with MD in 1996
- University of British Columbia with PhD in 2010
- Residency in General Pathology, UBC, 2010-2015
- GU Fellowship in Weill Cornell Medical College 2015-2016

### Highlights from residency:

- Multi-headed Microscope rounds!
- Meet Tyler Verdun!!!!



## 6 DR. RAMESH SAEEDI Medical Biochemistry Graduate

- University of Guilan, Iran with an MD
- UBC, Department of Pathology & Laboratory Medicine with a PhD
- UBC, Department of Medicine, HIV division, one year Post-doc fellowship
- UBC, Residency in Medical Biochemistry

### Highlights from residency:

- Working at Healthy Heart Lipid Clinic
- Finding Great New Friends



## 9 DR. IAN GARBER Medical Biochemistry Graduate

- BSc Biochemistry (Honours, Co-op), UVic, 2001-2006
- UBC MD class of 2010
- General Pathology resident, 2010-2012
- Medical Biochemistry resident, 2012-2015

### Future plans:

- Awarded \$140k through the UBC Clinician-Investigator Program to pursue his PhD. in Experimental Medicine Will be working with Dr. Clara van Karnebeek at the Centre for Molecular Medicine and Therapeutics (BC Children's Hospital), using metabolomics in conjunction with whole exome sequencing to discover and characterize inborn errors of metabolism causing intellectual disability.



## 7 DR. SOPHIA WONG Medical Biochemistry Graduate

- BSc, Physiology Honours & Music Minor, UBC, 2005
- MD, UBC, 2010
- Residency in Medical Biochemistry, UBC, 2015

### Future plans:

- Will be working at St. Paul's Hospital and somewhere in Fraser Health



## 8 DR. MICHAEL PAYNE Medical Microbiology Graduate

- UWO BSc Geography in 2006
- UWO MD in 2010
- Residency in Medical Microbiology 2010-2015

### Future plans:

- Working at St. Paul's Hospital



## 10 DR. SALWA BAKHSH Fellowship Graduate

- Training Program: Cytopathology Fellowship
- Dates: 2014 to 2015
- Supervisor: Dr. Chen Zhou



## 11 DR. MAXIM SIGNAEVSKI Neuropathology Graduate

- MD, Medical Military Academy, St. - Petersburg, Russia, 1993
- PhD, Petrov Institute of Oncology, St. - Petersburg, Russia, 1999
- Residency in Neuropathology, 2010-2015



## 12 DR. PETER SCHUTZ Neuropathology Graduate

- St. John's College, Cambridge, BA/MPhil in Natural Sciences and Philosophy in 1995
- Vienna Medical School, MD in 2004
- University of British Columbia, PhD in Pathology in 2011
- Residency in Neuropathology 2011- 2015

### Future plans:

- Fellowship in Neuromuscular Pathology, UCL Neurological Institute, Queen Square, London - planned

## 15 DR. MARILYN KINLOCH Fellowship Graduate

- BSc University of Saskatchewan, 2002
- MD University College Dublin, 2008
- Maternity Leave, 2010
- FRCPC University of Saskatchewan, 2014

### Fellowship highlights:

- Tyler Verdun's description of me: Early 30's, brown hair.
- The very first Wednesday afternoon gyne staff rounds and Dr. Gilks showing up at the door at 4:01 pm saying, "Got a teleconference, Mary - can you run the rounds?"
- But let's be clear: My 2 year old made the most out of this fellowship year!

### Best quote from residency...

“In sign-out with Dr. Gilks: “I think most people find it stressful to be an expert, but I find it quite relaxing. I can say almost anything and no one will question me.”

### Future Plans:

- Back to Sask!



## 13 DR. TAREQ MOHAMMAD Fellowship Graduate

- Medical School: Royal College of Surgeons in Ireland (RCSI)
- Residency in Anatomical Pathology
- Fellowship in Head & Neck / Oral pathology 2014-2015 with Dr. Tony Ng

### Future plans:

- Will be working in LA doing a Dermopath fellowship



## 14 DR. MOHAMMAD ALKANDARI Fellowship Graduate

- Graduated from university of Aberdeen, UK, 2003 with MBCHB.
- Completed the Kuwaiti board of Anatomic pathology in 2013.
- Fellowship in GI pathology, VGH, 2014-2015

### Future plans:

- Returning to Kuwait to practice in one of the major hospitals in the country



## Anatomic Pathology

Program Director: Dr. Diana Ionescu

PGY 1




Jennifer Pors

PGY 1



Deidre Camille  
Ongaro

PGY 1



Yi Ariel Liu

PGY 1



Alisa Abozina

PGY 1



Ellen Cai

PGY 2




Nissreen  
Mohammad

PGY 2



Kyra Berg

PGY 2



Kenry Chiu

PGY 2



Daniel Owen

PGY 2




Jessica  
Saunders

PGY 2



Basile  
Tessier Cloutier

PGY 3



Catalin  
Taraboanta

PGY 3



Tyler Hickey

PGY 3



Emilija  
Todorovic

PGY 3



Yazeed Al  
Welaie

PGY 4




Noorah Al  
Madani

PGY 4



Eric Bol

PGY 4



Maziar Riaz

PGY 4



Lawrence Lee

PGY 4



Gang Wang

PGY 5



Susanna  
Zachara -  
Szczakowski

PGY 5



Brandon  
Sheffield

Current  
Pathology  
Residents  
2015 - 2016

## ■ Hematopathology

Program Director: Dr. Suzanne Vercauteren

PGY 1



Hamish William  
Nicolson

PGY 2



Maryam  
Al Bakri

PGY 3




Krista Marcon

PGY 4




Audi Setiadi

PGY 5



Shadhiya Al  
Khan

PGY 5



Natalia  
Blaszczyk

PGY 5



Habib Moshref  
Razavi

PGY 5



Eman Khan

## ■ Neuropathology

Program Director: Dr. Stephen Yip

PGY 1



Fatemeh  
Derakhshan

PGY 5



Veronica Hirsch  
Reinshagen

## ■ Medical Biochemistry

Program Director: Sophia Wong &  
Associate Program Director: Mari  
DeMarco

## ■ General Pathology

Program Director: Dr. Michael Nimmo

PGY 5




Tyler Verdun

## ■ Medical Microbiology

Program Director: Dr. Chris Lowe

PGY 1



Victor Tsun Ho  
Yuen

PGY 2




Lisa Marina Li

PGY 3



Sarah  
Cherian

PGY 4



Shazia Masud

PGY 4



Inna Sekirov



## RESIDENT AWARDS

### Director of the Anatomic Pathology Residency Program

The Anatomic Pathology residency training program, similar to other UBC Pathology residency training programs, supports resident research through several \$3000 project grants. This represents a direct investment into the residents' academic future and encourages faculty to continue to involve the residents in their ongoing research. Every year such work is presented at national and international meetings, and published in prestigious medical journals - a win-win situation for faculty, residents and the residency program.

Last academic year was particularly good - our residents received numerous awards and grants for their research work (listed below). I would like to congratulate the award winners for their hard work and I wish to encourage junior trainees to follow their footsteps to lengthen the future list of awards.



2015 Betty Rice Award Recipients: Daiana Becker-Santos, PhD candidate in Interdisciplinary Oncology - Dr. Wan Lam lab (far left) and Dr. Brandon Sheffield, AP PGY5 resident working with Dr. Diana Ionescu (second from right)

#### DR. BRANDON SHEFFIELD, MD

1. 2015 BETTY RICE AWARD: Awarded by the **BC Cancer Agency Foundation** and **BCCA Lung Tumor Group** for research in pulmonary pathology by a trainee.

Awarded research: *"Evaluation of biomarker testing strategies to select patients for immunotherapy in non-small cell lung cancer"* (Supervisor: Dr. D. Ionescu)

2. 2015 ASCO ANNUAL MEETING MERIT AWARD: Awarded by the **Conquer Cancer Foundation** in recognition of outstanding abstracts submitted to the Scientific Program Committee for the

upcoming Annual Meeting.

Awarded research: *"Molecular profiling of ER weakly-positive breast cancer."* (Supervisor: Dr. S. Chia)

3. BEST TRAINEE PRESENTATION—FIRST PRIZE:

Awarded by the **Pulmonary Pathology Society** for best presentation in Pulmonary Pathology by a trainee at 2015 USCAP Meeting.


Awarded research: *BAP1 Immunohistochemistry and p16 FISH to separate benign from malignant mesothelial proliferations* (Supervisor: Dr. A. Churg)

4. 2015 IASLC LUNG CANCER YOUNG INVESTIGATOR AWARD: Awarded by **International Association for the Study of Lung Cancer** for research submitted to the World Lung Cancer Conference as first authors by investigators 35 years old or younger.

Awarded research: *Predictive biomarker testing for programmed death 1 inhibition in non-small cell lung cancer.* (Supervisor: Dr. D. Ionescu)

5. BEST TRAINEE PRESENTATION - UBC PATHOLOGY DAY: Awarded by the **UBC Department of Pathology and Laboratory Medicine** for the best presentation by a resident.

Awarded research: *Molecular profiling of ER weakly-positive breast cancer.* (Supervisor: Dr. S. Chia)



DR. JOYCE LEO, MD

1. Joyce was awarded a 2015-16 TEACHING AND LEARNING ENHANCEMENT FUND (TLEF) grant (20G36902, \$38,560, supervisor D. Ionescu) by UBC to develop an education module of integrated breast pathology for UBC medical students. She will also be pursuing a breast pathology fellowship at the BCCA and will work with BCCA Pathologists (Dr. M. Hayes, Dr. G. Naus, Dr. D. Ionescu) and Radiologists (Dr. C. Wilson) to develop an integrated breast pathology teaching module of a "breast mass".



DR. LIEN HOANG, MD

1. ROBERT E. SCULLY YOUNG INVESTIGATOR AWARD:  
Awarded by the **International Society of Gynecological Pathology** for the best scientific article published in the International Journal of Gynecological Pathology in 2014.  
  
Awarded research:  
*Immunohistochemical survey of mismatch repair protein expression in uterine sarcomas and carcinosarcomas*  
(Supervisor: Dr. Lee CH)



DR. MARTIN HYRCZA, MD, PHD

1. RESEARCH AND CLINICAL TRIALS ADVISORY GROUP (RCTAG) Seed Funding Grant (\$5000.00)  
  
Awarded research: *Mammary Analogue Secretory Carcinoma in British Columbia - Case finding and outcome analysis*  
(Supervisor: Dr. Tom Thomson)

## ✓ RESIDENT TEACHING AWARDS!

2015

CONGRATULATIONS TO THE RECIPIENTS OF THIS YEAR'S RESIDENT TEACHING AWARDS!




### « DR. LAWRENCE HALEY

Dr. Melvyn Bernstein Resident Teaching Award (for non-AP staff)

### DR. TORSTEN NIELSEN

Dr. Roberta Miller Resident Teaching Award (for AP Staff)





## WARM WELCOME TO THE UBC PATHOLOGY DEPARTMENT 2015 RESIDENTS ORIENTATION

Daniel Owen, PGY2  
Anatomic Pathology Resident

July the second marked the beginning of nine careers in pathology as this year's new residents started in the pathology residency program at UBC. Kyra Berg, Jessica Saunders, Daniel Owen, Kenry Chiu, Basile Tessier and Nissreen Mohammad (anatomical pathology); Hamish Nicolson and Maryam Al Bakri (hematopathology); and Amanda Gruza (oral pathology) spent their first eight days together during orientation to their new residency programs.

The new residents' first day began with a generous helping of breakfast burritos, coffee and yogurt during a breakfast meet-and-greet with the residency program directors. Next, the anatomic pathology residency program director, Dr. Diana Ionescu, relayed some practical details about the organization of the residency programs. Dr. Ionescu also provided some general career advice, as well as some humorous anecdotes about her own career and experiences with residents. If any of the new residents were initially nervous about their first day, they certainly felt relaxed and welcome almost as soon as they arrived at orientation.

The remainder of the orientation included time for computer access and I.D. badges, introductions to laboratory safety and resident wellness and extensive tours of the B.C. Cancer Agency, Vancouver General Hospital and Saint Paul's Hospital, the three main training sites for U.B.C. Pathology residents. The new residents had ample time to meet most of the pathology staff, many of whom kindly provided introductory teaching sessions on the normal histology of the major organ systems. An introduction to the morgue, autopsy and gross pathology was also provided, including an excellent session on lung cutting with Dr. John English (see *photo*).

Pathology orientation finished with a dinner at The Wicklow Pub, giving the new residents a chance to socialize more informally with some of the senior pathology residents and fellows. Although the orientation period is now officially over, the senior pathology residents remain extremely generous in providing frequent advice and guidance to the new residents, who are continuing to become acquainted with their surroundings and with the various procedures involved in the day to day practice of pathology.

All of the new residents would like to extend their sincere thanks to the pathology program directors, teaching staff, senior residents, laboratory professionals and administrative staff, without whom such a well-organized, informative and enjoyable pathology residency orientation would not have been possible. □

## SESSION ON LUNG CUTTING

An introduction to the morgue, autopsy and gross pathology was also provided, including an excellent session on lung cutting with Dr. John English (see photo).



